

TURTLE ART

Published : 2011-03-14

License : None

INTRODUCTION

1. Learning with Turtle Art

1. LEARNING WITH TURTLE ART



Play with Turtle Art to draw colorful art patterns using a turtle that accepts instructions for movement.

With visual programming blocks, you can snap together programs by compiling (combining) them in ways to create anything you can imagine.

What am I learning?

You are learning how to build a set of instructions for a pretend turtle to follow. With repeating instructions and conditional following of the instructions, your pretend turtle can draw shapes and lines over and over again with interesting results.

Why is this important?

You learn to predict what each instruction will cause the turtle to create with line art. It helps you detect patterns, understand the repetition of instructions, and understand following instructions only when a certain condition is met, which is important in computer programming, mathematics, and science.

GETTING STARTED

2. Getting Started
3. Commands for the Turtle

2. GETTING STARTED

Turtle Art allows you to create drawings using the Logo programming language. You can see what programmers do to make programs by giving the turtle programming commands.

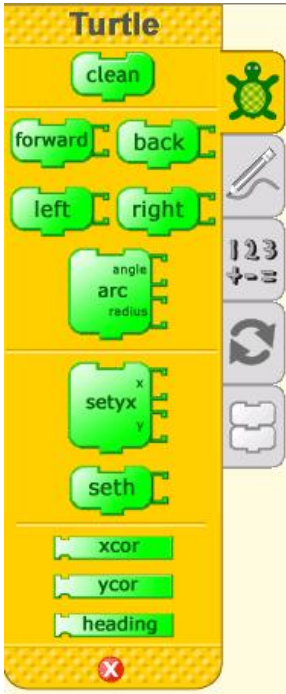


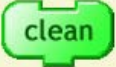






Start by clicking the + on the Blocks menu to see the tools you use to create your drawings by moving the turtle and having him draw colored lines.

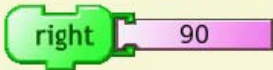

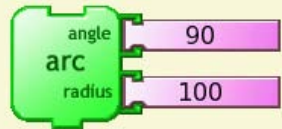
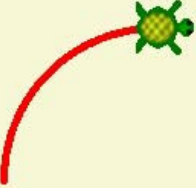


3. COMMANDS FOR THE TURTLE

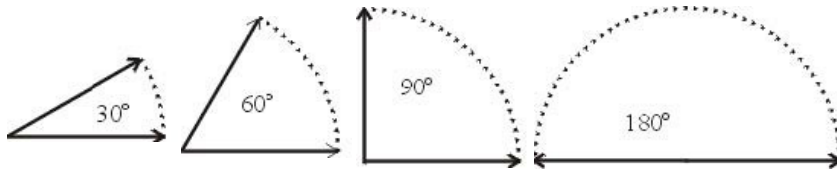
Here are the commands you can give to your turtle on the turtle tab.



	<p>clean - Clears the screen of all drawings and sends the turtle to the middle.</p>	
	<p>forward - Moves the turtle forward the number of pixels entered.</p>	
	<p>back - Moves the turtle backward the number of pixels listed.</p>	
	<p>left - Changes the turtle's direction to the turtle's left by the angle specified.</p>	

	<p>right – Changes the turtle’s direction to the turtle’s right by the angle specified.</p>	
	<p>arc – Draws part of a circle. The angle is the part of the circle the turtle draws. The radius determines the width (size) of the circle.</p>	

Here is a sample of some angles. They can be used for the right and left commands and to draw arcs.




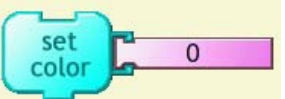
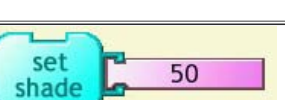
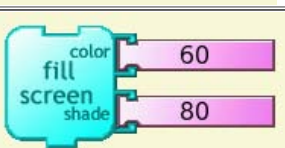


USING

4. Commands for the turtle's pen
5. Turtle Art Pen Colors
6. Try Turtle Art
7. Turtle Art Letters
8. Repeating Commands
9. Numbers Commands
10. Shapes and Spectrums of Colors

4. COMMANDS FOR THE TURTLE'S PEN

Click the tab for the pen to see the following tools:

	pu = pen up – Picks up the pen so that the turtle does not draw.
	pd = pen down – Puts the pen down so that the turtle can draw.
	set pensize – Sets the width of the pen. The larger the number the fatter the line.
	set color – Sets the color of the line that the turtle draws. The value can be 0 to 99. See the table for colors.
	set shade – Sets the brightness of the color. 0 makes it blacker. 99 makes it whiter.
	fill screen – Fills the entire screen with the color and shade shown.

5. TURTLE ART PEN COLORS

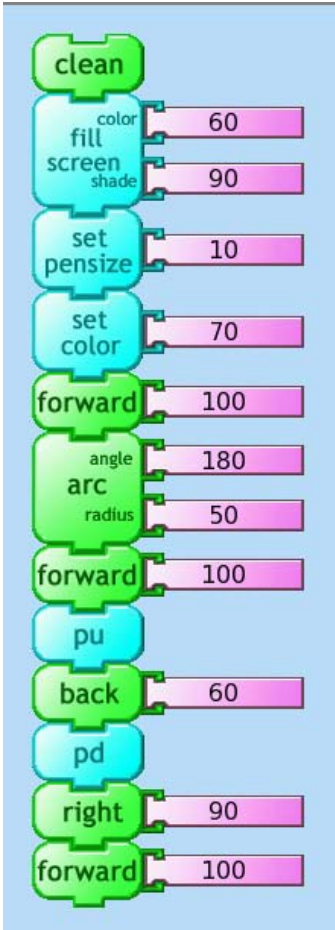
With the SetColor command, you enter a number that represents the colors shown in the table below. If you use SetColor 19, your turtle draws a bright yellow line.

0	1	2	3	4	5	6	7	8	9
10	11	12	13	14	15	16	17	18	19
20	21	22	23	24	25	26	27	28	29
30	31	32	33	34	35	36	37	38	39
40	41	42	43	44	45	46	47	48	49
50	51	52	53	54	55	56	57	58	59
60	61	62	63	64	65	66	67	68	69
70	71	72	73	74	75	76	77	78	79
80	81	82	83	84	85	86	87	88	89
90	91	92	93	94	95	96	97	98	99

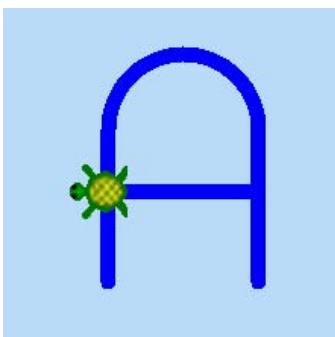
6. TRY TURTLE ART

What shape will this set of commands make? Try it and see.

Drag each puzzle piece onto the turtle's floor. Next, click the bar next to the piece, then type numbers to enter the number values you see, such as color and shade. Once all the pieces are locked together, click the first puzzle piece to start your turtle.



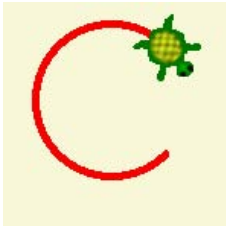

Did your turtle draw this shape?




If your turtle didn't draw the shape of an uppercase A, or if the color is different, check each puzzle piece one at a time, pretending that you are the turtle trying to understand the command you gave it. When you see a number or a piece that is out of place, change it and try again.

7. TURTLE ART LETTERS

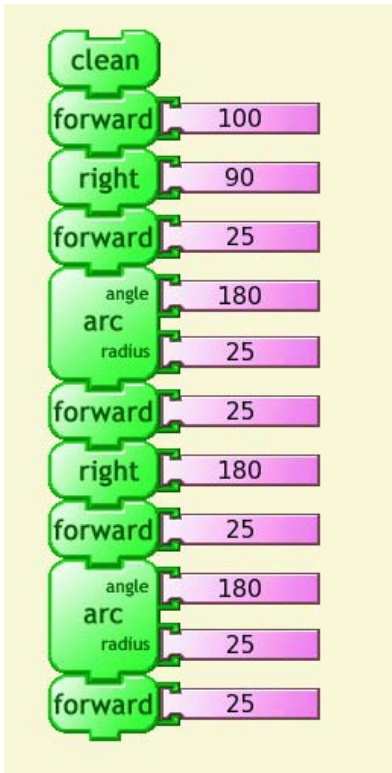
Can you make your turtle draw more letters? Try some of these with curved lines.



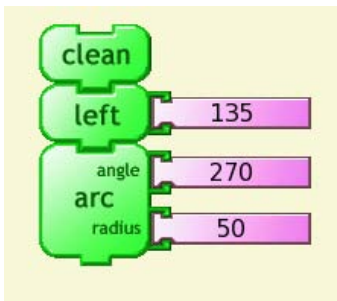
And a capital N has straight lines but drawn at an angle.



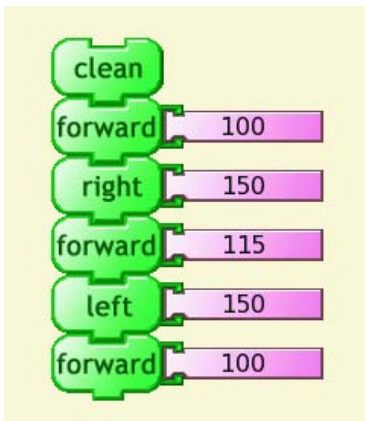
Here are the blocks you'd use to make the letter B. The arc blocks make the curved lines.



Here are the blocks to make the letter C, just one turn and an arc.



Here are the blocks to make the letter N.

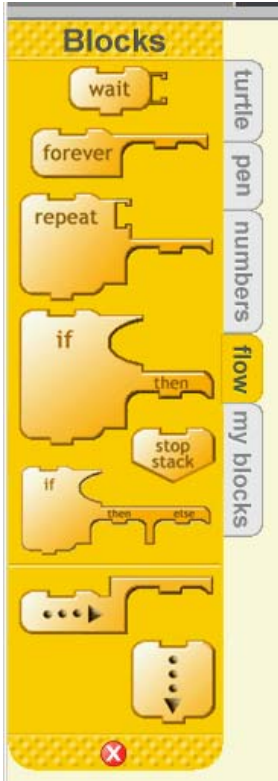


Here's my name, JENNY, spelled by the turtle.

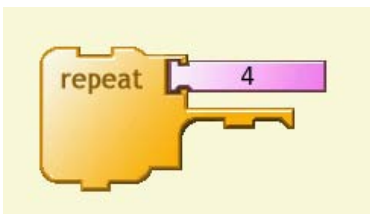


8. REPEATING COMMANDS

Sometimes you want to repeat a set of commands over and over to create a pattern. Use the flow menu blocks to repeat commands to the turtle.

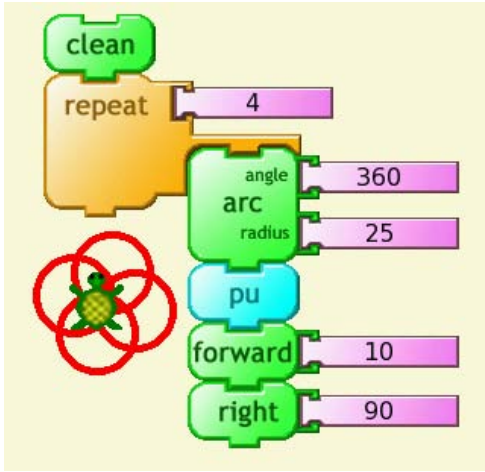


Working with one of the flow commands, repeat, makes the turtle repeatedly draw lines.



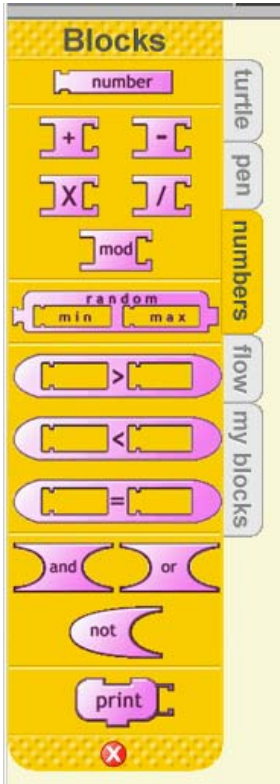
Any commands that are attached to the repeat will be repeated the number of times specified by the number on the top.

This example draws a circle then picks up the pen, moves forward 10 spaces then turns right 90 degrees. This command repeats 4 times.



9. NUMBERS COMMANDS

The numbers commands allow you to perform math in your commands.



number – specify the number you want to use in the operation.

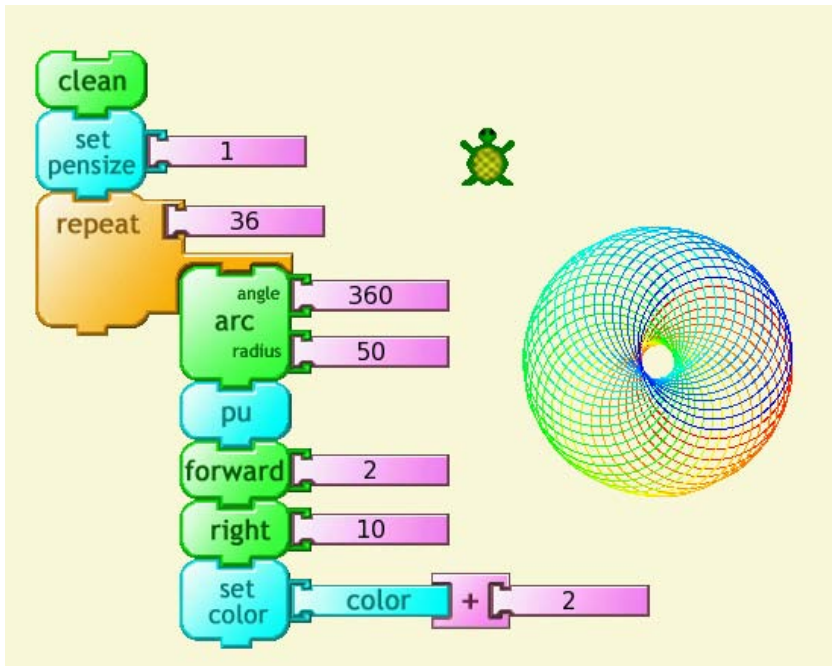
+ – performs addition: $5 + 3 = 8$

- – performs subtraction: $5 - 3 = 2$

X – performs multiplication: $5 \times 3 = 15$

/ – performs division: $5 / 3 = 1.67$

mod – gets the remainder after division: $5 \text{ mod } 3 = 2$ [That is, $5 / 3 = 1 \text{ r. } 2$]




This is similar to the example for the repeat, but in this case we are changing the color each time it repeats. We take the current value of color (which is 0 the first time through) and add 2 to it, giving us 2 for the color on the second loop, 4 for the third and so on.

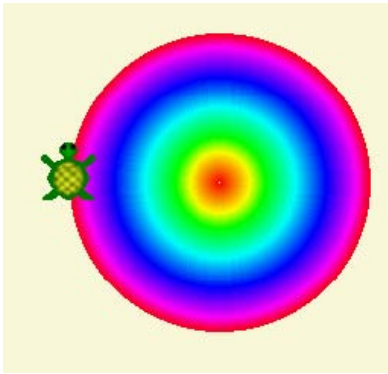
One note on the color: If you increase the color value each time then when it gets to be more than 99 it starts over again at 0.

10. SHAPES AND SPECTRUMS OF COLORS

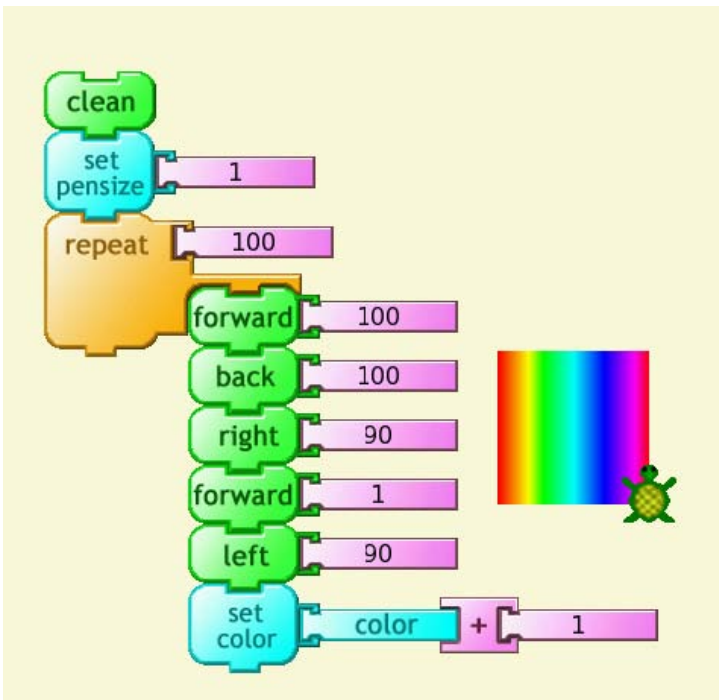
Can you create this?

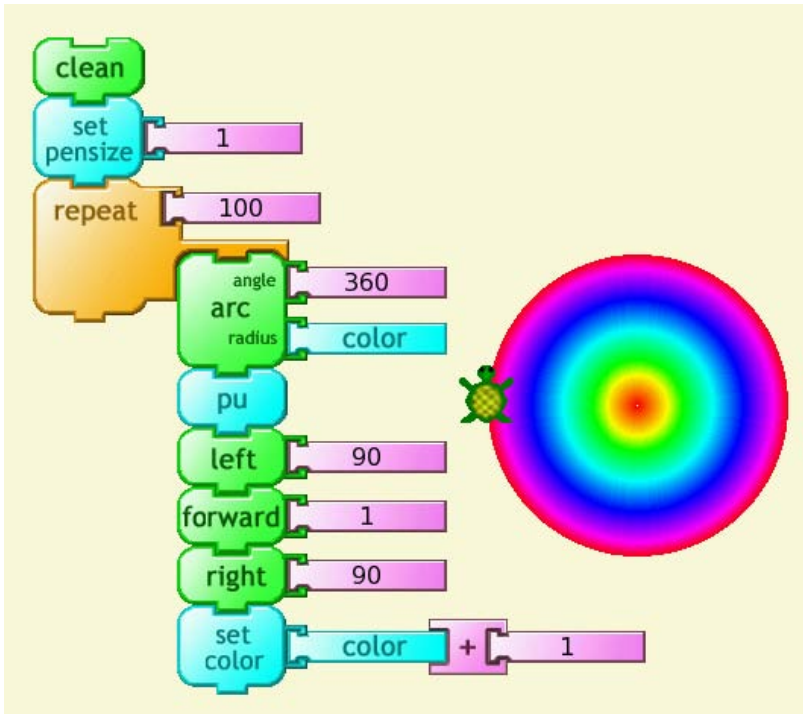


Can you create this?



SOLUTIONS





Since the value of a color is a number, you can use that value to set the radius of the circle.

APPENDICES

11. License

11. LICENSE

All chapters copyright of the authors (see below). Unless otherwise stated all chapters in this manual licensed with **GNU General Public License version 2**

This documentation is free documentation; you can redistribute it and/or modify it under the terms of the GNU General Public License as published by the Free Software Foundation; either version 2 of the License, or (at your option) any later version.

This documentation is distributed in the hope that it will be useful, but WITHOUT ANY WARRANTY; without even the implied warranty of MERCHANTABILITY or FITNESS FOR A PARTICULAR PURPOSE. See the GNU General Public License for more details.

You should have received a copy of the GNU General Public License along with this documentation; if not, write to the Free Software Foundation, Inc., 51 Franklin Street, Fifth Floor, Boston, MA 02110-1301, USA.

AUTHORS

CREDITS

© adam hyde 2006, 2007, 2008

INTRODUCTION

© adam hyde 2006, 2007, 2008

Modifications:

Anne Gentle 2008

Ren Kin 2009

NUMBERS AND COMMANDS

© Anne Gentle 2008, 2009

Modifications:

adam hyde 2008

Tom Boyle 2008

PEN COLORS

© Anne Gentle 2008, 2009

Modifications:

adam hyde 2008

Tom Boyle 2008

PEN COMMANDS

© Anne Gentle 2008, 2009

Modifications:

adam hyde 2008

Tom Boyle 2008

REPEATING COMMANDS

© Anne Gentle 2008, 2009

Modifications:

adam hyde 2008

SHAPES AND SPECTRUM

© Anne Gentle 2008, 2009

Modifications:

adam hyde 2008

STARTER COMMANDS

© Anne Gentle 2008

Modifications:

adam hyde 2008

Tom Boyle 2008

TRY TURTLE ART

© Anne Gentle 2008, 2009

Modifications:

adam hyde 2008

Tom Boyle 2008

GETTING STARTED

© Anne Gentle 2008

Modifications:

adam hyde 2008

Tom Boyle 2008

TURTLE ART LETTERS

© Anne Gentle 2008, 2009

Modifications:

adam hyde 2008

Tom Boyle 2008



Free manuals for free software

GENERAL PUBLIC LICENSE

Version 2, June 1991

Copyright (C) 1989, 1991 Free Software Foundation, Inc.
51 Franklin Street, Fifth Floor, Boston, MA 02110-1301, USA

Everyone is permitted to copy and distribute verbatim copies
of this license document, but changing it is not allowed.

Preamble

The licenses for most software are designed to take away your freedom to share and change it. By contrast, the GNU General Public License is intended to guarantee your freedom to share and change free software--to make sure the software is free for all its users. This General Public License applies to most of the Free Software Foundation's software and to any other program whose authors commit to using it. (Some other Free Software Foundation software is covered by the GNU Lesser General Public License instead.) You can apply it to your programs, too.

When we speak of free software, we are referring to freedom, not price. Our General Public Licenses are designed to make sure that you have the freedom to distribute copies of free software (and charge for this service if you wish), that you receive source code or can get it if you want it, that you can change the software or use pieces of it in new free programs; and that you know you can do these things.

To protect your rights, we need to make restrictions that forbid anyone to deny you these rights or to ask you to surrender the rights. These restrictions translate to certain responsibilities for you if you distribute copies of the software, or if you modify it.

For example, if you distribute copies of such a program, whether gratis or for a fee, you must give the recipients all the rights that you have. You must make sure that they, too, receive or can get the source code. And you must show them these terms so they know their rights.

We protect your rights with two steps: (1) copyright the software, and (2) offer you this license which gives you legal permission to copy, distribute and/or modify the software.

Also, for each author's protection and ours, we want to make certain that everyone understands that there is no warranty for this free software. If the software is modified by someone else and passed on, we want its recipients to know that what they have is not the original, so that any problems introduced by others will not reflect on the original authors' reputations.

Finally, any free program is threatened constantly by software patents. We wish to avoid the danger that redistributors of a free program will individually obtain patent licenses, in effect making the program proprietary. To prevent this, we have made it clear that any patent must be licensed for everyone's free use or not licensed at all.

The precise terms and conditions for copying, distribution and modification follow.

TERMS AND CONDITIONS FOR COPYING, DISTRIBUTION AND MODIFICATION

0. This License applies to any program or other work which contains a notice placed by the copyright holder saying it may be distributed under the terms of this General Public License. The "Program", below, refers to any such program or work, and a "work based on the Program" means either the Program or any derivative work under copyright law: that is to say, a work containing the Program or a portion of it, either verbatim or with modifications and/or translated into another language. (Hereinafter, translation is included without limitation in the term "modification".) Each licensee is addressed as "you".

Activities other than copying, distribution and modification are not covered by this License; they are outside its scope. The act of running the Program is not restricted, and the output from the Program is covered only if its contents constitute a work based on the Program (independent of having been made by running the Program). Whether that is true depends on what the Program does.

1. You may copy and distribute verbatim copies of the Program's source code as you receive it, in any medium, provided that you conspicuously and appropriately publish on each copy an appropriate copyright notice and disclaimer of warranty; keep intact all the notices that refer to this License and to the absence of any warranty; and give any other recipients of the Program a copy of this License along with the Program.

You may charge a fee for the physical act of transferring a copy, and you may at your option offer warranty protection in exchange for a fee.

2. You may modify your copy or copies of the Program or any portion of it, thus forming a work based on the Program, and copy and distribute such modifications or work under the terms of Section 1 above, provided that you also meet all of these conditions:

- a)** You must cause the modified files to carry prominent notices stating that you changed

the files and the date of any change.

b) You must cause any work that you distribute or publish, that in whole or in part contains or is derived from the Program or any part thereof, to be licensed as a whole at no charge to all third parties under the terms of this License.

c) If the modified program normally reads commands interactively when run, you must cause it, when started running for such interactive use in the most ordinary way, to print or display an announcement including an appropriate copyright notice and a notice that there is no warranty (or else, saying that you provide a warranty) and that users may redistribute the program under these conditions, and telling the user how to view a copy of this License. (Exception: if the Program itself is interactive but does not normally print such an announcement, your work based on the Program is not required to print an announcement.)

These requirements apply to the modified work as a whole. If identifiable sections of that work are not derived from the Program, and can be reasonably considered independent and separate works in themselves, then this License, and its terms, do not apply to those sections when you distribute them as separate works. But when you distribute the same sections as part of a whole which is a work based on the Program, the distribution of the whole must be on the terms of this License, whose permissions for other licensees extend to the entire whole, and thus to each and every part regardless of who wrote it.

Thus, it is not the intent of this section to claim rights or contest your rights to work written entirely by you; rather, the intent is to exercise the right to control the distribution of derivative or collective works based on the Program.

In addition, mere aggregation of another work not based on the Program with the Program (or with a work based on the Program) on a volume of a storage or distribution medium does not bring the other work under the scope of this License.

3. You may copy and distribute the Program (or a work based on it, under Section 2) in object code or executable form under the terms of Sections 1 and 2 above provided that you also do one of the following:

a) Accompany it with the complete corresponding machine-readable source code, which must be distributed under the terms of Sections 1 and 2 above on a medium customarily used for software interchange; or,

b) Accompany it with a written offer, valid for at least three years, to give any third party, for a charge no more than your cost of physically performing source distribution, a complete machine-readable copy of the corresponding source code, to be distributed under the terms of Sections 1 and 2 above on a medium customarily used for software interchange; or,

c) Accompany it with the information you received as to the offer to distribute corresponding source code. (This alternative is allowed only for noncommercial distribution and only if you received the program in object code or executable form with such an offer, in accord with Subsection b above.)

The source code for a work means the preferred form of the work for making modifications to it. For an executable work, complete source code means all the source code for all modules it contains, plus any associated interface definition files, plus the scripts used to control compilation and installation of the executable. However, as a special exception, the source code distributed need not include anything that is normally distributed (in either source or binary form) with the major components (compiler, kernel, and so on) of the operating system on which the executable runs, unless that component itself accompanies the executable.

If distribution of executable or object code is made by offering access to copy from a designated place, then offering equivalent access to copy the source code from the same place counts as distribution of the source code, even though third parties are not compelled to copy the source along with the object code.

4. You may not copy, modify, sublicense, or distribute the Program except as expressly provided under this License. Any attempt otherwise to copy, modify, sublicense or distribute the Program is void, and will automatically terminate your rights under this License. However, parties who have received copies, or rights, from you under this License will not have their licenses terminated so long as such parties remain in full compliance.

5. You are not required to accept this License, since you have not signed it. However, nothing else grants you permission to modify or distribute the Program or its derivative works. These actions are prohibited by law if you do not accept this License. Therefore, by modifying or distributing the Program (or any work based on the Program), you indicate your acceptance of this License to do so, and all its terms and conditions for copying, distributing or modifying the Program or works based on it.

6. Each time you redistribute the Program (or any work based on the Program), the recipient automatically receives a license from the original licensor to copy, distribute or modify the Program subject to these terms and conditions. You may not impose any further restrictions on the recipients' exercise of the rights granted herein. You are not responsible for enforcing compliance by third parties to this License.

7. If, as a consequence of a court judgment or allegation of patent infringement or for any other reason (not limited to patent issues), conditions are imposed on you (whether by court order, agreement or otherwise) that contradict the conditions of this License, they do not excuse you from the conditions of this License. If you cannot distribute so as to satisfy simultaneously your obligations under this License and any other pertinent obligations, then as a consequence you may not distribute the Program at all. For example, if a patent license would not permit royalty-free redistribution of the Program by all those who receive copies directly or indirectly through you, then the only way you could satisfy both it and this License would be to refrain entirely from distribution of the Program.

If any portion of this section is held invalid or unenforceable under any particular circumstance, the balance of the section is intended to apply and the section as a whole is intended to apply in other circumstances.

It is not the purpose of this section to induce you to infringe any patents or other property right claims or to contest validity of any such claims; this section has the sole purpose of protecting the integrity of the free software distribution system, which is implemented by public license practices. Many people have made generous contributions to the wide range of software distributed through that system in reliance on consistent application of that system; it is up to the author/donor to decide if he or she is willing to distribute software through any other system and a licensee cannot impose that choice.

This section is intended to make thoroughly clear what is believed to be a consequence of the rest of this License.

8. If the distribution and/or use of the Program is restricted in certain countries either by patents or by copyrighted interfaces, the original copyright holder who places the Program under this License may add an explicit geographical distribution limitation excluding those countries, so that distribution is permitted only in or among countries not thus excluded. In such case, this License incorporates the limitation as if written in the body of this License.

9. The Free Software Foundation may publish revised and/or new versions of the General Public License from time to time. Such new versions will be similar in spirit to the present version, but may differ in detail to address new problems or concerns.

Each version is given a distinguishing version number. If the Program specifies a version number of this License which applies to it and "any later version", you have the option of following the terms and conditions either of that version or of any later version published by the Free Software Foundation. If the Program does not specify a version number of this License, you may choose any version ever published by the Free Software Foundation.

10. If you wish to incorporate parts of the Program into other free programs whose distribution conditions are different, write to the author to ask for permission. For software which is copyrighted by the Free Software Foundation, write to the Free Software Foundation; we sometimes make exceptions for this. Our decision will be guided by the two goals of preserving the free status of all derivatives of our free software and of promoting the sharing and reuse of software generally.

NO WARRANTY

11. BECAUSE THE PROGRAM IS LICENSED FREE OF CHARGE, THERE IS NO WARRANTY FOR THE PROGRAM, TO THE EXTENT PERMITTED BY APPLICABLE LAW. EXCEPT WHEN OTHERWISE STATED IN WRITING THE COPYRIGHT HOLDERS AND/OR OTHER PARTIES PROVIDE THE PROGRAM "AS IS" WITHOUT WARRANTY OF ANY KIND, EITHER EXPRESSED OR IMPLIED, INCLUDING, BUT NOT LIMITED TO, THE IMPLIED WARRANTIES OF MERCHANTABILITY AND FITNESS FOR A PARTICULAR PURPOSE. THE ENTIRE RISK AS TO THE QUALITY AND PERFORMANCE OF THE PROGRAM IS WITH YOU. SHOULD THE PROGRAM PROVE DEFECTIVE, YOU ASSUME THE COST OF ALL NECESSARY SERVICING, REPAIR OR CORRECTION.

12. IN NO EVENT UNLESS REQUIRED BY APPLICABLE LAW OR AGREED TO IN WRITING WILL ANY COPYRIGHT HOLDER, OR ANY OTHER PARTY WHO MAY MODIFY AND/OR REDISTRIBUTE THE PROGRAM AS PERMITTED ABOVE, BE LIABLE TO YOU FOR DAMAGES, INCLUDING ANY GENERAL, SPECIAL, INCIDENTAL OR CONSEQUENTIAL DAMAGES ARISING OUT OF THE USE OR INABILITY TO USE THE PROGRAM (INCLUDING BUT NOT LIMITED TO LOSS OF DATA OR DATA BEING RENDERED INACCURATE OR LOSSES SUSTAINED BY YOU OR THIRD PARTIES OR A FAILURE OF THE PROGRAM TO OPERATE WITH ANY OTHER PROGRAMS), EVEN IF SUCH HOLDER OR OTHER PARTY HAS BEEN ADVISED OF THE POSSIBILITY OF SUCH DAMAGES.

END OF TERMS AND CONDITIONS